

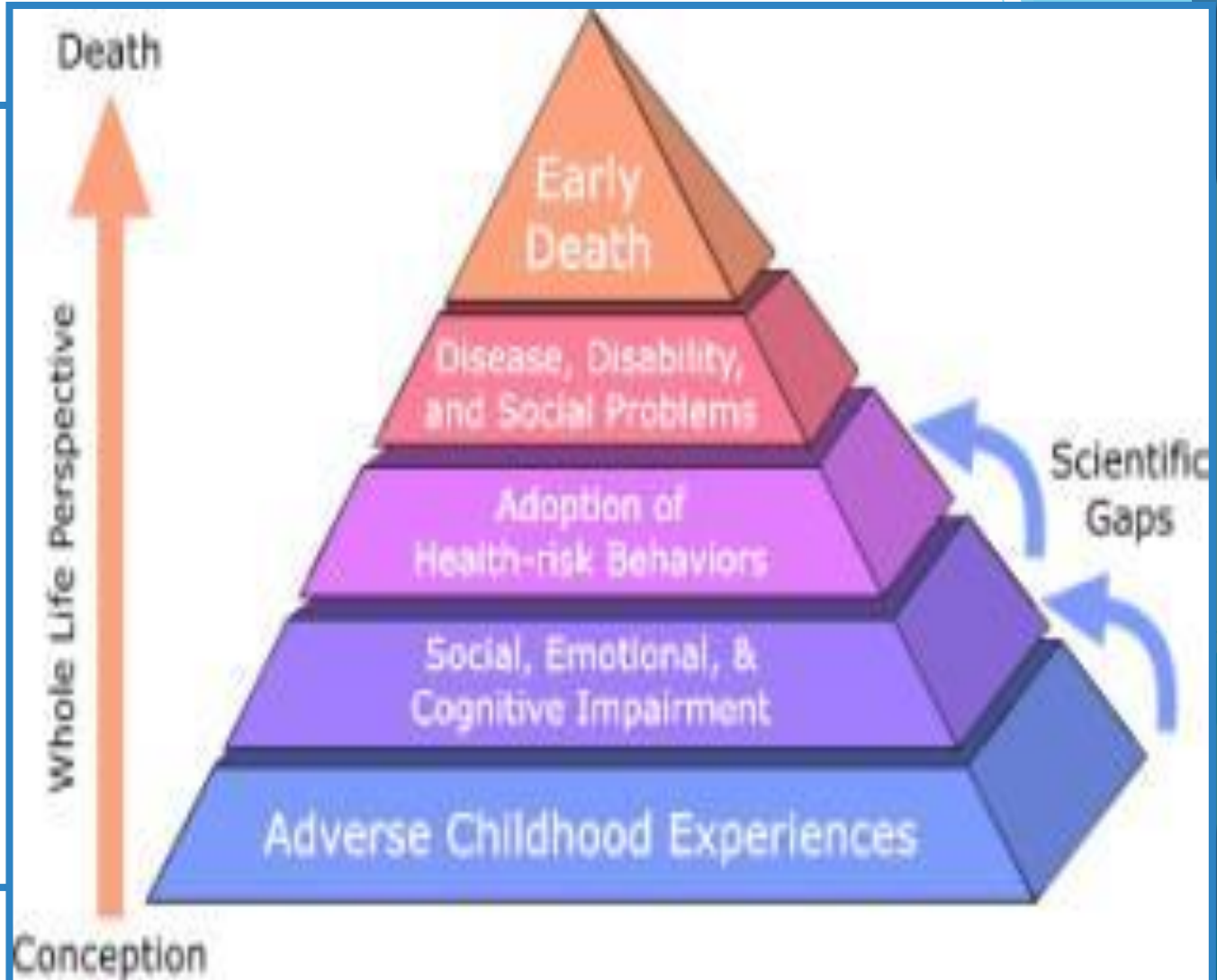
SCHOOL-BASED HEALTH CENTRAL FALLS HIGH SCHOOL



Blackstone Valley Community Health Care

Beata F. Nelken, MD

ADVERSE CHILDHOOD EXPERIENCES



ABUSE (3)

SUBSTANCE ABUSE

NEGLECT (2)

MENTAL ILLNESS

DOMESTIC VIOLENCE

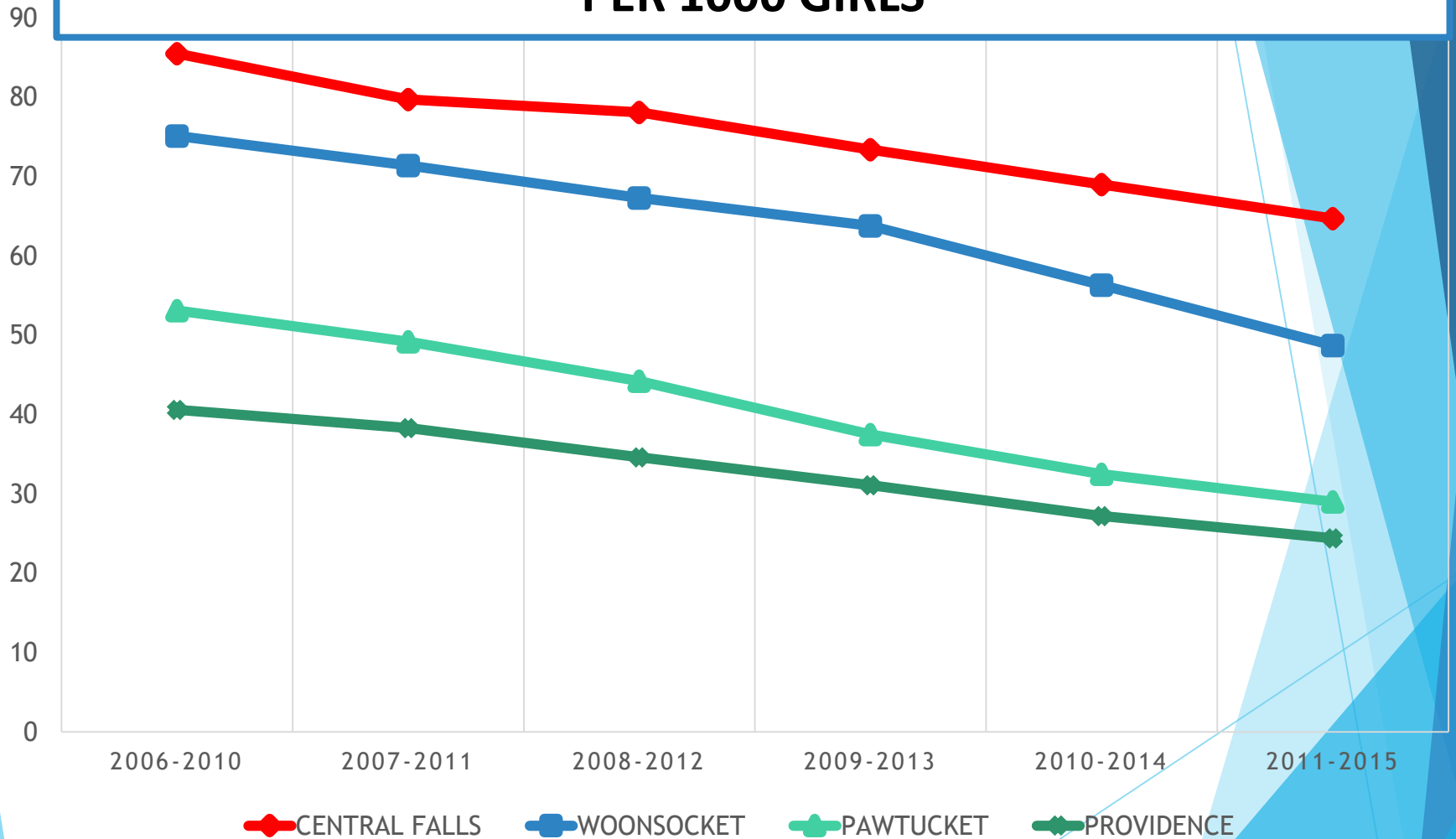
SEPARATION/DIVORCE

INCARCERATION

ASSOCIATED MORBIDITIES

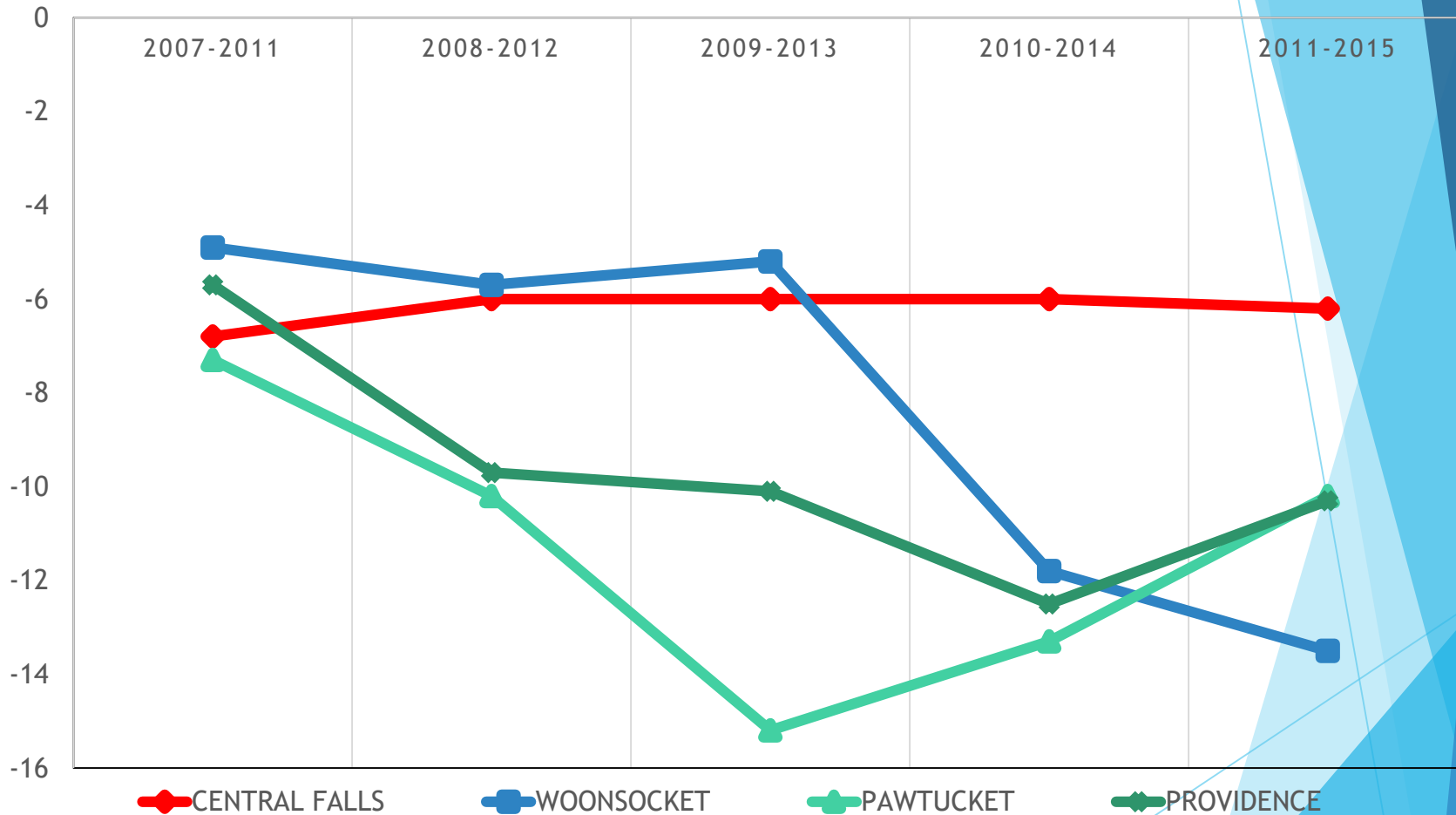
- ▶ **Delayed prenatal care**
- ▶ **Preterm births**
- ▶ **Low birth weight infants**
- ▶ **Infant mortality rate**
- ▶ **Poor academic achievement**
- ▶ **High drop-out rate**
- ▶ **Foster care enrollment**
- ▶ **Juvenile delinquency and prison (2x)**
- ▶ **Involvement with DCYF**
- ▶ **Teen pregnancy rate (3x)**
- ▶ **Child maltreatment**
- ▶ **Risk of poverty**
- ▶ **Single-parent household**

TEEN PREGNANCY RATE 15-19 Y.O. PER 1000 GIRLS



All data from RIKIDSCOUNT.ORG

TEEN PREGNANCY RATE 15-19 Y.O. PERCENT CHANGE



All data from RIKIDSCOUNT.ORG

Interventions

- ▶ Get in their business: S/S/S
- ▶ Ask every time
- ▶ Educate about safe sex, STIs, abstinence, coercion, family involvement
- ▶ Sexually active teens:
 - ▶ Test STIs every 6 months
 - ▶ Pick a method
 - ▶ Abstinent: frequent follow ups

Interventions

- ▶ Promote Nexplanon
- ▶ Upgrade
- ▶ Graduation present
- ▶ Track
 - ▶ Registry
 - ▶ Pharmacy delivery/pick up
 - ▶ Transition after graduation

Interventions

- ▶ Ninth grade presentations and tours
 - ▶ RIC Health Education seniors
 - ▶ PPHSNE
 - ▶ BV Advocacy Center
 - ▶ AFSP
- ▶ HIV testing
- ▶ Posters and education materials
- ▶ Vista workers and Health Coaches

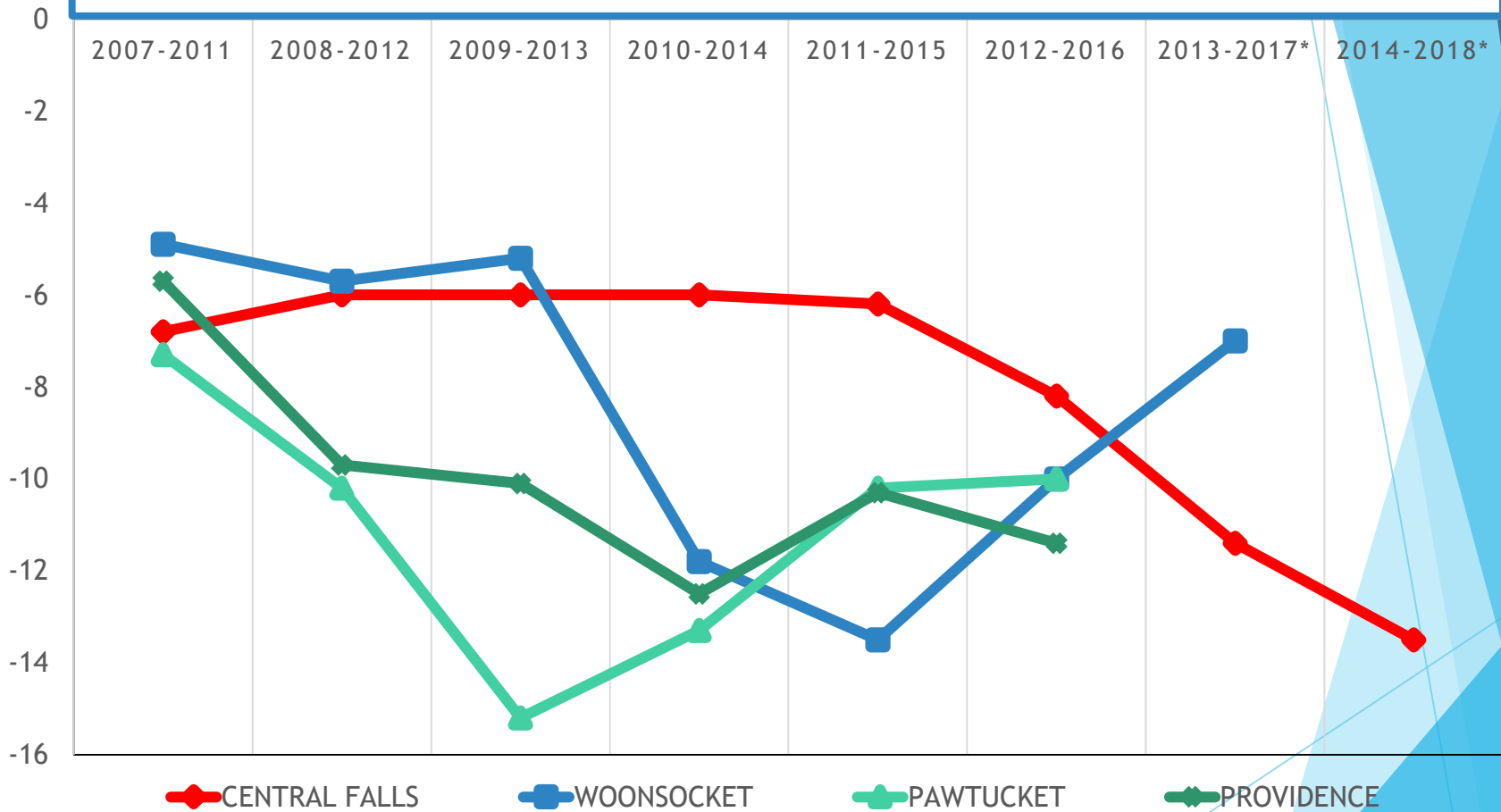
Support

- ▶ Funding
 - ▶ Title X
 - ▶ HEZ
 - ▶ RIDOH
 - ▶ RIDE
 - ▶ BHDDH/RIDOH
 - ▶ City of Central Falls

Challenges

- ▶ Teens!!!
- ▶ Funding
- ▶ Breaches
- ▶ Mental health
- ▶ Drama

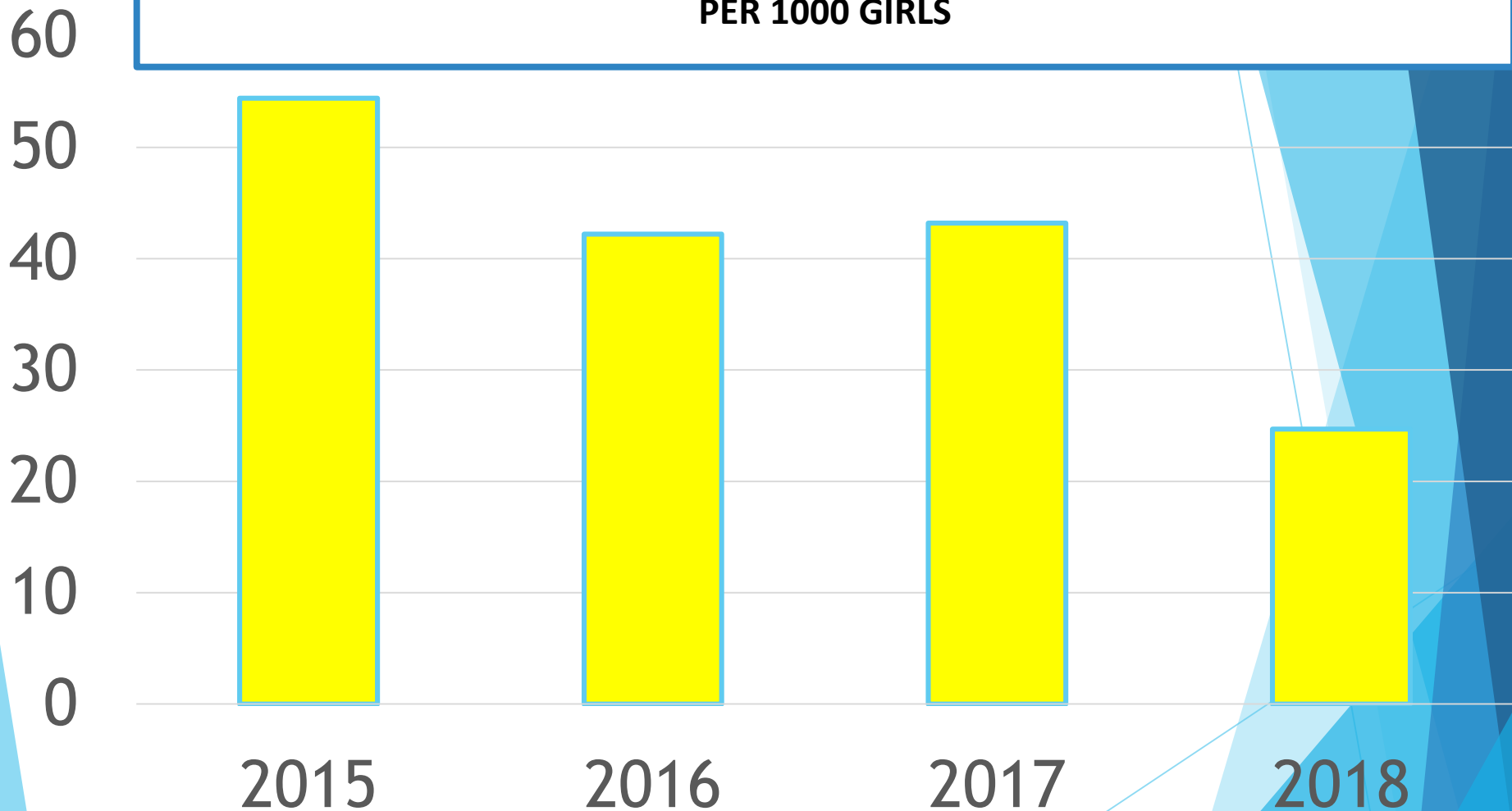
TEEN PREGNANCY RATE 15-19 Y.O. PERCENT CHANGE*



* 2017 -18 = Preliminary data from RI DOH
All other data from RIKIDSCOUNT.ORG

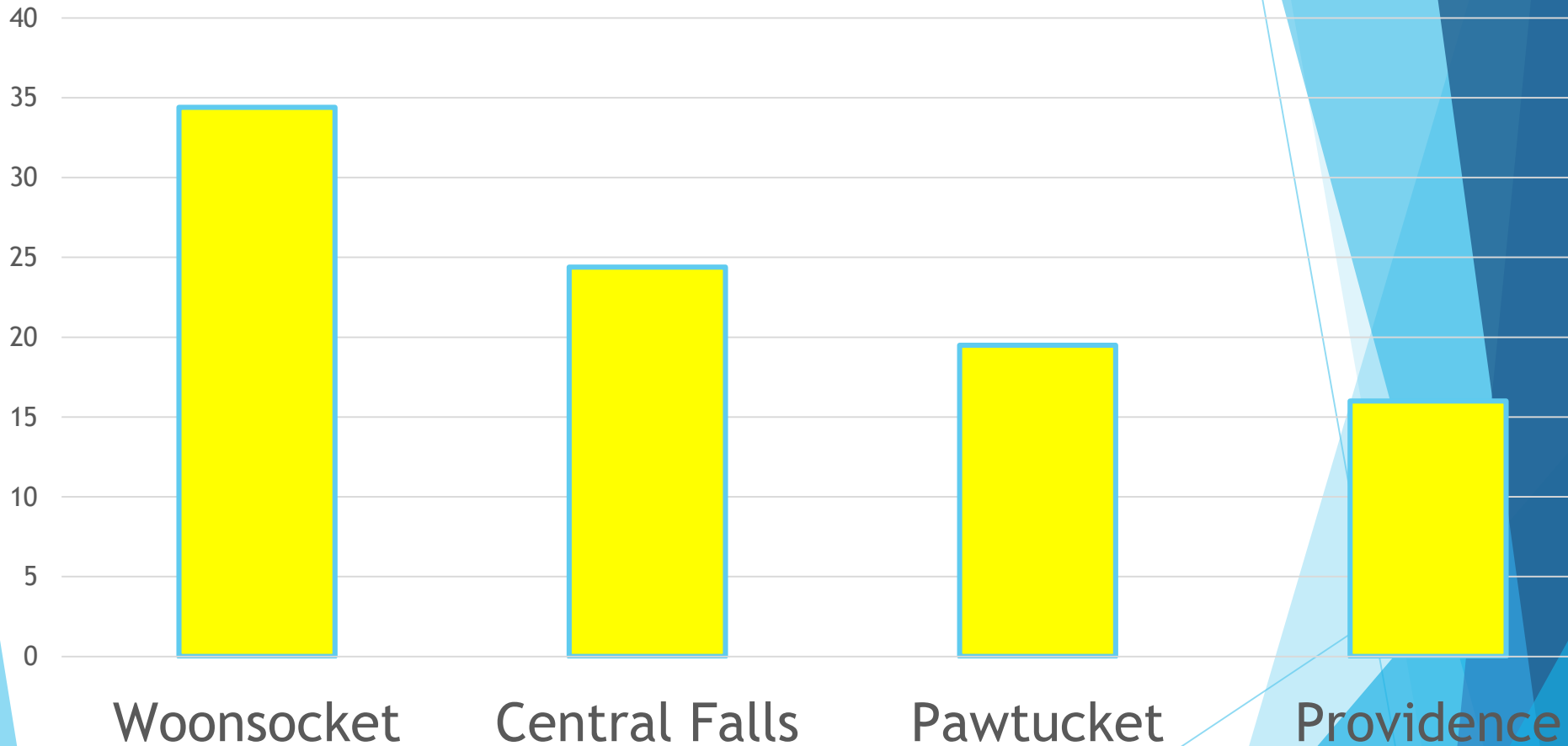
CENTRAL FALLS TEEN PREGNANCY RATE 15-19 Y.O.

PER 1000 GIRLS



Provisional Data RIDOH Jan 2019

2018 TEEN PREGNANCY RATE 15-19 Y.O. PER 1000 GIRLS



Provisional data from RIDOH Jan 2019

CHLAMYDIA: CF SBHC

| YEAR | # TESTS | # POSITIVES | PERCENT |
|------|---------|-------------|---------|
| 2016 | 105 | 10 | 9.5% |
| 2017 | 146 | 5 | 3.4% |
| 2018 | 146 | 10 | 6.8% |

*BVCHC Data through Dec 2018

Next Steps

- ▶ 18-19y.o.
- ▶ Funding
- ▶ Expanded hours
- ▶ Expansion to other sites
 - ▶ Charter schools
- ▶ Expansion to other cities

What can TEACHERS do?

- ▶ Be available
 - ▶ “they don’t care what you know until they know that you care”
- ▶ Know your community resources
 - ▶ And know your legal limitations about referring students to those facilities, if they exist
- ▶ Encourage school board to accept Title X services from clinic
 - ▶ Recruit that clinic and get funding

THANK YOU!!



Beata Nelken
bnelken@bvchc.org
401-339-7046